



# CORNUFÉ

KITCHEN COLLECTION



LA CORNUE



TRÈS  
MAGNIFIQUE

— ★ ★ ★ —  
CORNUFÉ  
KITCHEN COLLECTION

— — — — —  
★ ★ ★  
**C O R N U F É**  
KITCHEN COLLECTION

T A B L E O F C O N T E N T S

The CornuFé Kitchen Collection	07
Cohesive Design and Color	09
Cabinet Interiors	10
Cabinet Exteriors	15
Wall Cabinets	18
The Complete Kitchen	20

**LA CORNUÉ**







LA CORNUE PRESENTS  
A NEW WAY *to* DESIGN  
AROUND *a* FRENCH ICON

This tailored cabinetry line is created specifically for CornuFé ranges, uniting the joyful color and Paris-inspired character of La Cornue with the refined craftsmanship of cabinetmaker John Michael Studio. CornuFé offers an array of rich colors and elegant trims that turn every range into a focal point. The cabinetry is conceived to frame that statement piece with forms and finishes that feel equally considered, equally luxurious, and completely coordinated.

Each cabinet is engineered around CornuFé so the range does not simply sit in the kitchen, it commands the room. Luxury wood and stainless-steel construction, precision-formed details, and premium finishes echo the artistry of La Cornue while delivering the strength and performance expected in a truly exceptional kitchen.

The result is a cohesive composition of color, metal, and form that blends timeless appeal with modern innovation. The CornuFé Kitchen Collection allows clients to create a kitchen that feels curated from the very first sketch, where every line leads the eye back to a single beautiful truth: the range is the heart of the space, and the cabinetry is its perfect frame.





- STAINLESS
- PURE WHITE
- MATTE BLACK
- GLOSS BLACK
- PROVENCE BLUE
- OCEAN
- WINTERSKY
- GRAPHITE
- MORNING DEW
- TAPESTRY
- ROQUEFORT
- BRANDS HATCH GREEN
- GOODWOOD BLUE
- QUINTESSENTIAL ORANGE
- QUINTESSENTIAL TEAL

## COHESIVE DESIGN

CornuFé occupies a unique niche as a true French luxury range that delivers La Cornue style and color. With an extensive palette of designer finishes, the CornuFé line is as much a statement piece as a cooking tool, ideal for clients who see the range as the jewelry of the kitchen.

## COLOR PALETTE

Featuring the serene hues of the CornuFé range, the cabinetry collection delivers a tranquil blend between appliance and cabinetry design. This integration empowers customers and designers to create a unified, color-coordinated vision.



## CORNUFÉ CABINET INTERIORS

---

CornuFé base cabinets are offered in Maple, Oak and Walnut, providing a furniture grade a furniture grade foundation that feels as bespoke as a Parisian atelier. Upper cabinets are available in the same premium hardwoods or can be elevated with coated stainless steel, giving designers the freedom to echo the range's color and trim in a layered, couture inspired composition.



### BASE CABINET OPTIONS

---



### UPPER CABINET OPTIONS

---








## CORNUFÉ CABINET EXTERIORS

---

The CornuFé cabinet exteriors are crafted from stainless steel and finished in either refined brushed stainless or one of our carefully curated powder coat colors. Doors, drawer faces, fillers, and panels are all designed as a cohesive system, aligning clean lines and balanced proportions for a unified presentation. Each element is tailored to complement CornuFé appliances, creating a harmonious, classic vignette throughout the kitchen.

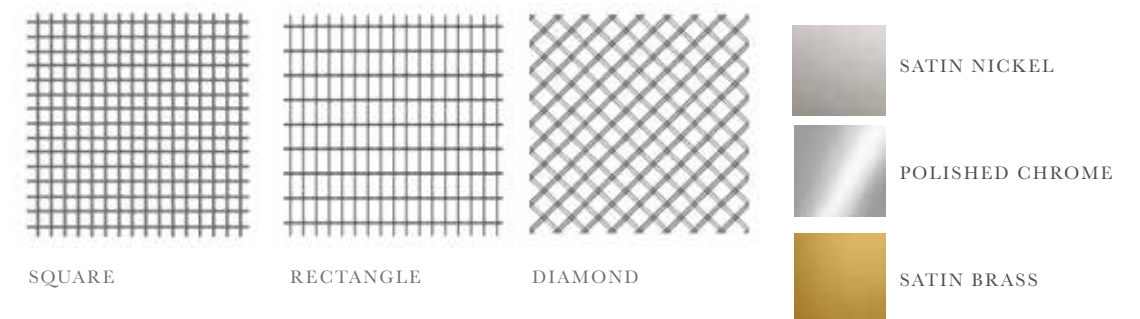
### MATCHING CORNUFÉ HARDWARE FRANCES PULLS AND KNOBS

---



### UPPER CABINET WIRE MESH OPTIONS

---





## WALL CABINET DESIGN


---

The CornuFé upper cabinets deliver generous, well-organized storage tailored to the demands of any culinary space. A range of configuration and detailing options allows for thoughtful customization, ensuring your kitchen reflects your personal vision while maintaining a cohesive, elevated aesthetic.



### ALL METAL

The CornuFé can be paired with solid metal-front doors whose tailored detailing and rich finishes echo the range's French-inspired character, creating a look that is both classic and enduring.



### GLASS FRONTS

The CornuFé upper cabinetry can feature glass-front doors that visually open the space, gracefully showcasing curated dinnerware and introducing a feeling of French eloquence to the kitchen.



### MESH FRONTS

The CornuFé upper cabinetry can feature a refined wire-mesh overlay, introducing layered texture and artisanal character while still visually opening the space and subtly framing curated dinnerware in a distinctly French presentation.



## THE COMPLETE CORNUFÉ KITCHEN

---

Beyond the range, the CornuFé kitchen can be thoughtfully expanded with coordinating refrigeration, wine cabinets, and dishwashers that complete the composition with the same sense of intention and elegance. Each addition is selected to complement the color, metal detailing, and architectural presence of the range, ensuring the entire space feels cohesive rather than assembled. Integrated seamlessly alongside the cabinetry, these elements extend the spirit of CornuFé throughout the kitchen, pairing refined performance with visual harmony. The result is a fully realized culinary environment where every appliance contributes to a unified design, allowing the CornuFé kitchen to unfold as a complete and beautifully balanced statement.





# CORNUFÉ

KITCHEN COLLECTION

LA CORNUE