



LA CORNUÉ

LIFE ★ STYLE

LE CHÂTEAU



CHÂTEAU SEAMLESS COUNTERTOPS and RAIL EXTEND OVER CHÂTEAU 500 MM CABINETS with a CHÂTEAU 150 in GREIGE with BRUSHED STAINLESS TRIM and RAIL and BRUSHED NICKEL RAIL

LA CORNUE

LE CHÂTEAU

*“The purpose of art is washing the
dust of daily life off our souls”*

PABLO PICASSO

The Chateau Series is the crown jewel of La Cornue.

Made to order exclusively in the Saint-Ouen l’Aumône workshop outside Paris, each range is the embodiment of a specific owner’s vision. Available in an unrivaled range of 8,000 configurations, colors, finishes, and measurements, each Chateau range features La Cornue’s patented signature — the vaulted oven first premiered by Albert Dupuy in 1908.

The culmination of three generations of research, innovation, and expertise, the Chateau series is available in seven range sizes, from a charming 30" to a stately 71". Complementary cabinetry, hoods, rôtiisserie and accessories are also available.

One of the most striking and appealing aspects of the Chateau Series is the ability to apply any color your heart may desire to your range. If a color exists in the word, it can be applied to one of our inspired designs.

An array of over fifty brilliant colors are currently offered by La Cornue, but a myriad of new and deluxe colors, curated by some of the industry’s most renown designers, are being offered each year.

The pure materials, experienced craftsmanship, and enlightened innovation of Chateau ranges offer uncompromising culinary performance that is unsurpassed by any other brand, whether residential or professional.



OVERHEAD VIEW of a CHÂTEAU 150 featuring TWO GAS BURNERS, ONE FRENCH TOP, ONE MAXI BURNER and TWO GAS BURNERS



CHÂTEAU 150 in MATTE BLACK with POLISHED STAINLESS TRIM and BRUSHED BRASS ACCENTS and RAIL featuring the STANDARD SIZED GAS VAULTED OVEN



CHÂTEAU 150 in QUINTESSENTIAL ORANGE with POLISHED STAINLESS TRIM and BRUSHED BRASS ACCENTS and RAIL



CHÂTEAU 150 RANGE in MATTE BLACK with BRUSHED STAINLESS TRIM and RAIL and BRUSHED NICKEL ACCENTS and LA CORNUE 800MM DRAWER CABINETS



A CHÂTEAU 150 featuring a FLUSHED BACKGUARD, CHÂTEAU CABINETRY, HOTTE CHÂTEAU MOTORIZED HOOD and FLAMBERGE RÔTISSERIE in MATTE BLACK with POLISHED STAINLESS TRIM with BRUSHED BRASS ACCENTS and RAIL and STAINLESS COUNTERTOPS



CHÂTEAU 180 in ROYAL BLUE with BRUSHED STAINLESS TRIM, and BRUSHED COPPER ACCENTS and RAIL



GRAND PALAIS 180 and MATCHING HOTTE CHÂTEAU HOOD in QUINTESSENTIAL TEAL GLOSS with POLISHED CHROME and BRUSHED BRASS TRIM. FLUSHED BACKSPLASH and EXTENDED RAIL.



CHÂTEAU CABINETRY in MATTE BLACK with POLISHED STAINLESS TRIM with BRUSHED BRASS ACCENTS and RAIL.



CHATEAU 120 in GOODWOOD BLUE with POLISHED STAINLESS TRIM, POLISHED CHROME ACCENTS and a CARMEL LEATHER WRAPPED RAIL



CHÂTEAU 150 and FLAMBERGE RÔTISSERIE in ROQUEFORT with BRUSHED STAINLESS TRIM, POLISHED CHROME and BRUSHED NICKEL ACCENTS and POLISHED CHROME RAIL



CHÂTEAU 120 RANGE TOP in MATTE BLACK with POLISHED STAINLESS STEEL TRIM and RAIL and POLISHED CHROME ACCENTS



CHÂTEAU 150 in ROYAL BLUE with BRUSHED STAINLESS TRIM and POLISHED BRASS ACCENTS and RAIL

GRAND PALAIS 180



The Grand Palais 180 is the crown jewel of the Château Series, commanding respect and admiration in any kitchen. Almost 6 feet in length, the range boasts one grand vaulted gas oven and one grand vaulted electric oven, set beneath one of seven rangetop configurations.

GRAND PALAIS 180
70.9 W × 27.6 D × 36 H (inches) / 1800 W × 700 D × 914 H (mm)

TABLE GRAND PALAIS 180 RANGETOP
70.9 W × 27.6 D × 7.9 H (inches) / 1800 W × 700 D × 200 H (mm)

LE CHÂTEAU 165




The Château 165 is born of a deep love of succulent roasted meats and poultries. At 65", the range features one grand vaulted gas oven and one vaulted electric oven, topped with a choice of five rangetop configurations.

LE CHÂTEAU 165
65.0 W × 27.6 D × 36 H (inches) / 1650 W × 700 D × 914 H (mm)

TABLE CHÂTEAU 165 RANGETOP
65.0 W × 27.6 D × 7.9 H (inches) / 1650 W × 700 D × 200 H (mm)

LE CHÂTEAU 150



The Château 150 is the most popular Château range, a perfect balance of symmetry, design and function. With two standard vaulted ovens, one gas and one electric, the nearly 60" unit offers nine rangetop configurations to meet any culinary need. The Château 150 is also available with a five zone induction cooktop with two electric ovens. Inquire as well about the 53" Château 135, which includes a large vaulted oven (gas or electric) and a warming oven.

LE CHÂTEAU 150
59.1 W × 27.6 D × 36 H (inches) / 1500 W × 700 D × 914 H (mm)

TABLE CHÂTEAU 150 RANGETOP
59.1 W × 27.6 D × 7.9 H (inches) / 1500 W × 700 D × 200 H (mm)

LE CHÂTEAU OPTIONS

Enamel and Metal Body Options: Château ranges are available in a variety of over 50 enamel or metal body finishes, and can also be customized in a one-of-a-kind color. Prices may vary depending on colors selected.
Trim Options: Polished Brass, Brushed Brass, Brushed Stainless Steel, Brushed Nickel, Polished Chrome, Polished Copper, Matte Black, Black Shiny Chrome, Bronze, Brushed Copper and Polished Stainless Steel.
Prices may vary depending on trims selected. All metals are natural and will patina over time, coating the metal to prevent an aged patina is an option.

LE CHÂTEAU 120



The Château 120 range embodies an impressive cooking capability in a deceptively small package. Measuring nearly 48", this robust range features two vaulted ovens, one gas and one electric, and eight possible rangetop configurations. The Château 120 is also available with a five zone induction cooktop and two electric ovens. A Châtelet 120 is also available, which features one standard gas or electric oven and one warming cupboard.

LE CHÂTEAU 120
47.2 W x 27.6 D x 36 H (inches) / 1200 W x 700 D x 914 H (mm)

TABLE CHÂTEAU 120 RANGETOP
47.2 W x 27.6 D x 7.9 H (inches) / 1200 W x 700 D x 200 H (mm)

LE CHÂTEAU 90



The Château 90 is small but impressive, perfect for smaller kitchens deserving of a powerful yet compact range. With one grand vaulted oven in either gas or electric, this range measures just under 36" and offers six rangetop options to maximize performance. The Château 90 is also available with a four zone induction cooktop and one electric oven.

LE CHÂTEAU 90
35.4 W x 27.6 D x 36 H (inches) / 900 W x 700 D x 914 H (mm)

TABLE CHÂTEAU 90 RANGETOP
35.4 W x 27.6 D x 7.9 H (inches) / 900 W x 700 D x 200 H (mm)

LE CHÂTEAU 75



The Château 75 is the baby of the family, a small but stately range which can satisfy the La Cornue passion. Nearly 30" in width, this range features one vaulted oven, either gas or electric, and five rangetop configurations.

LE CHÂTEAU 75
29.5 W x 27.6 D x 36 H (inches) / 750 W x 700 D x 914 H (mm)

TABLE CHÂTEAU 75 RANGETOP
29.5 W x 27.6 D x 7.9 H (inches) / 750 W x 700 D x 200 H (mm)

LE CHÂTEAU OPTIONS

Enamel and Metal Body Options: Château ranges are available in a variety of over 50 enamel or metal body finishes, and can also be customized in a one-of-a-kind color. Prices may vary depending on colors selected.
Trim Options: Polished Brass, Brushed Brass, Brushed Stainless Steel, Brushed Nickel, Polished Chrome, Polished Copper, Matte Black, Black Shiny Chrome, Bronze, Brushed Copper and Polished Stainless Steel.
Prices may vary depending on trims selected. All metals are natural and will patina over time, coating the metal to prevent an aged patina is an option.

HOTTE CHÂTEAU HOOD



Since every installation is unique, Hotte Château hoods are sold without a blower system, as a shell-only. Please contact your local HVAC contractor to discuss specific installation requirements. La Cornue does also offer motorized Château wall-mounted hood models which include a motorized factory installed blower (a 1200 CFM blower for all 2 oven cookers and a 600 CFM blower for all 1 oven cookers). In the event you choose a custom hood, La Cornue also offers hood inserts with lights, blowers and a remote control.

Traditional wall mounted hood. Island Hoods are also available. Custom Hoods available by quote. Hood height may be increased up to 1500 mm/59 inches by adding height to the upper band (total maximum height would be 2250 mm/88.5 inches).



Also available
HOTTE CHÂTEAU WITH STRAPPING - MOTORIZED

Hotte Château hoods with strapping are sold with motors (a 1200 CFM blower for all 2 oven cookers and a 600 CFM blower for all 1 oven cookers). Traditional wall mounted hood. Hood height may be increased up to 1500 mm/59 inches by adding height to the upper band (total maximum height would be 2250 mm/88.5 inches). Custom Hoods available by quote. Island Hoods are also available.

FLAMBERGE RÔTISSERIE



The Flamberge Rôtisserie is a wall-mounted gas rôtisserie designed for residential use. Constructed with a concave rear wall of solid cast iron, it is heated by a powerful gas burner set beneath three motorized spits. Synthetic wicks pull the heat up through the vaulted back of the unit, allowing the radiant heat to gently cook foods as they rotate slowly on a spit over the flame. Porcelain Enamel Drip Tray, two straight metal spits and one fish basket included. The Rôtisserie is a UL-Approved product for residential installation. A gravity flue is not required but may be used as desired. This is a zero-clearance and does not mandate installation within fire-retardant material.

29.7 W x 15 D x 28.5 H (inches) / 755 W x 380 D x 725 H (mm)

Minimum Cutout Dimensions:
30 W x 18 D x 28.7 H (inches) / 760 W x 457 D x 730 H (mm)
Dimensions of Metal Trim Frame:
32 W x 31.2 H (inches) / 815 W x 792 H (mm)

LE CHÂTEAU OPTIONS

Enamel and Metal Body Options: Château ranges are available in a variety of over 50 enamel or metal body finishes, and can also be customized in a one-of-a-kind color. Prices may vary depending on colors selected.
Trim Options: Polished Brass, Brushed Brass, Brushed Stainless Steel, Brushed Nickel, Polished Chrome, Polished Copper, Matte Black, Black Shiny Chrome, Bronze, Brushed Copper and Polished Stainless Steel.
Prices may vary depending on trims selected. All metals are natural and will patina over time, coating the metal to prevent an aged patina is an option.


LE MONDE COLORÉ DE
LA CORNUE
CHÂTEAU

This brochure only offers a general representation of our color offering. Colors printed will vary and will never be an exact representation of the actual pigment. When matching is critical, please request a sample.

STANDARD



Brilliant Black



Matte Black



Stainless Steel




Dark Navy Blue



Royal Blue

PREMIUM



Antique White



French Blue



Lafayette Blue



Azulejo Blue



Pistachio Green



Rush Green



Moss Green



Pure White



Eggplant



Pebble Grey



Greige



Chocolate



Imperial Green



Lavender Blue



Almond Green



Summer Blue



Icy Blue




Milk White



Ultra Black



Cocoa



Truffle



Quintessential Teal (*Brilliant & Matte*) **



Blanc *



Provincial *



Roux (*matte finish*) *




Tranquille *



Tapestry *



Sovereign *



Pasture *



Roquefort *

LE MONDE COLORÉ DE
LA CORNUE
CHÂTEAU

This brochure only offers a general representation of our color offering. Colors printed will vary and will never be an exact representation of the actual pigment. When matching is critical, please request a sample.

PREMIUM



Basilica *



Jerez White ***



Le Mans Burgundy ***




Goodwood Blue ***



Grand Prix Grey ***



Monaco Grey ***



Silverstone Noir ***



Sarthe Noir ***

PREMIUM & DELUXE COLORS BY THE DESIGN COLLECTIVE

La Cornue has partnered with some of the industry's most renown designers to create uniquely inspired color & style collections. These colors are included in the collections pictured above, denoted by asterisks (key below).



DELUXE AND PREMIUM DELUXE



Sahara Sand



Aquamarine




Matte White



Copper



Pebbled Stainless



Carbon Fiber
Special pricing applies. Contact your
La Cornue Representative.

An aerial photograph of Paris, France, showing a dense urban landscape with numerous buildings and a central green space. The image is overlaid with a repeating pattern of a small 'LC' logo with a star above it, which is semi-transparent. The logo is arranged in a grid-like pattern across the entire image.

LA CORNUÉ

PURVEYORS OF HANDCRAFTED FRENCH RANGES SINCE 1908

A MEMBER OF THE MIDDLEBY RESIDENTIAL LUXURY BRAND PORTFOLIO

lacornueusa.com